

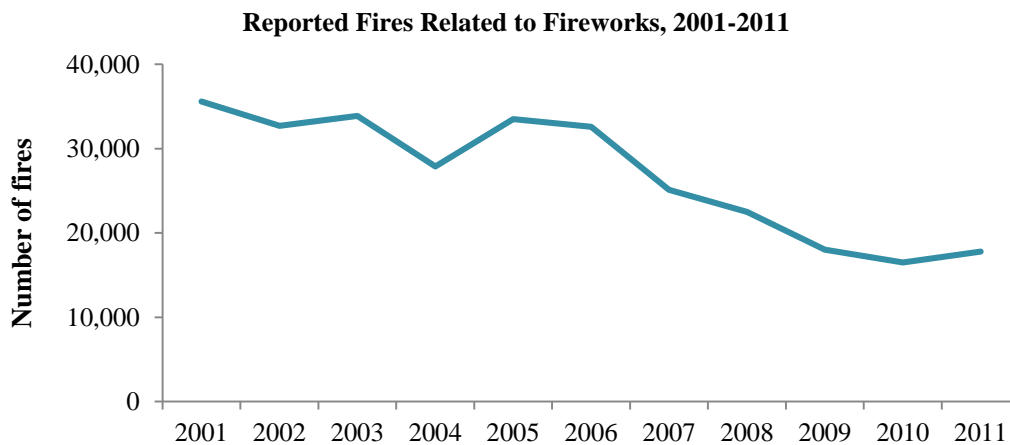


# Fireworks Fact Sheet

---

## Size of the Fireworks-Related Fire Problem

- In 2011, fireworks caused an estimated 17,800 reported fires, including 1,200 structure fires, 400 vehicle fires, and 16,300 outside and other fires.
- These fires resulted in an estimated 40 civilian injuries and \$32 million in direct property damage, with no reported fire deaths.
- On Independence Day in a typical year, fireworks account for two out of five of all reported fires, more than any other cause of fire.



## Risk of Private Fireworks Use

Using 2000-2010 data, the risk of fire death relative to hours of usage is higher for fireworks than for cigarettes, making fireworks the riskiest consumer product.

- The risks with fireworks are not limited to displays, public or private. Risks also exist wherever fireworks are manufactured, transported, stored or sold.
- “Safe and sane” fireworks are neither. Fountains, novelties, and sparklers are designed to throw off showers of hot sparks. Temperatures may exceed 1200°F.

*NFPA is strongly opposed to any consumer use of fireworks.*

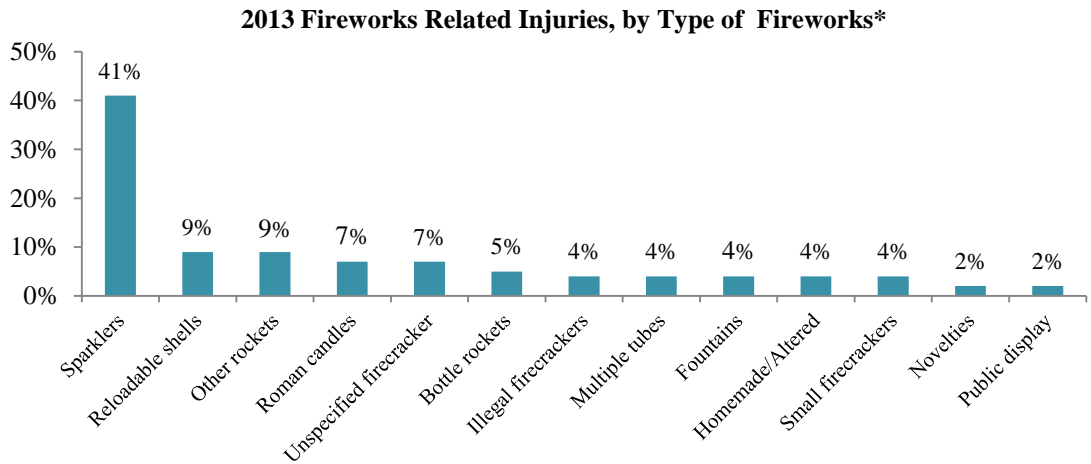
*NFPA encourages people to enjoy public displays of fireworks that comply with NFPA 1123.*

**FACT:** The following four states have banned access by the public to all fireworks: **Delaware, Massachusetts, New Jersey and New York**

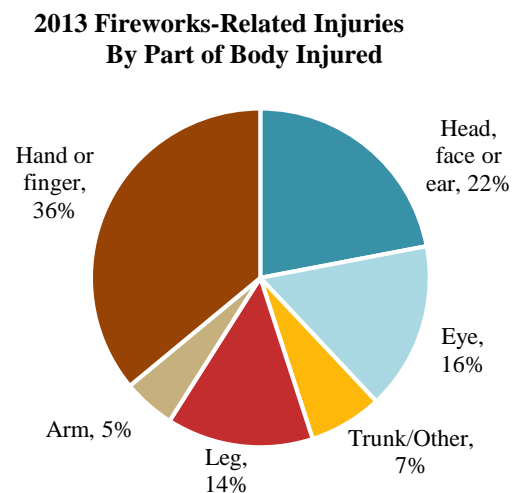
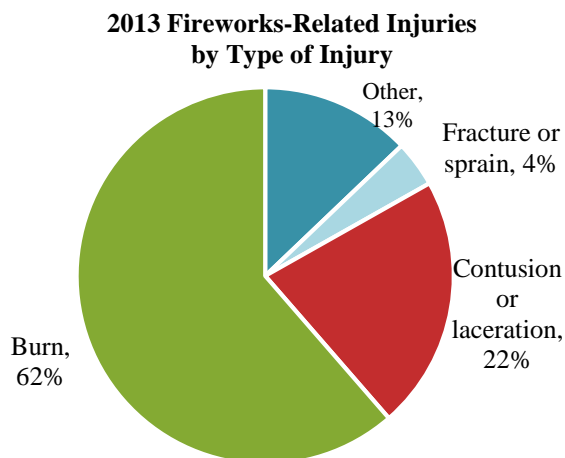
## Characteristics of Fireworks Injuries Reported to Emergency Rooms

In 2013, U.S. hospital emergency rooms saw an estimated 11,400 people for fireworks-related injuries. The injury estimates on this page were obtained from the [Consumer Product Safety Commission's 2013 Fireworks Annual Report by Yongling Tu and Demar Granados](#). The detailed statistics below are based only on injuries seen from June 21-July 21, 2013.

- Over three out of five (62%) of the 2013 fireworks injuries were burns, while just over one-fifth (22%) were contusions or lacerations.
- Two out of five (40%) people injured by fireworks were under the age of 15.
- Males accounted for three-fifths (57%) of the injuries.
- The risk of fireworks injury was highest for the 0-4 age group, followed by children 10 to 14 years of age.
- Sparklers alone accounted for 41% of the emergency room fireworks injuries in 2013. Sparklers accounted for four out of five (79%) of the injuries to children under five.



\*Unknown fireworks were allocated proportionally among known firework categories.



Note: The reds and browns are extremities (55% of total) and the blues are parts of the head (38%).